

LCD MOTORIZED CEILING MOUNT MONITOR



Date: 19/04/2011

Page 1 / 11

Molpir s.r.o. sídlo: SNP 129, 919 04 Smolenice; prevádzka: Hrachová 30, 821 05 Bratislava, Slovenská republika, Tel.: 00421 2 4319 1219, Fax: 00421 2 4319 1220, e-mail: obchod@molpir.com, www.molpir.com, www.shop.molpir.com

IČO: 31431372, IČpD: SK 2020391560, Tatra banka Bratislava, č. ú.: 2628020575/1100, register: OS Trnava, odd: Sro, vlož.: 1045/T

MOLPIR GROUP CZ a.s., Technologická 838/14, 779 00 Olomouc, Holice, Česká republika, Tel.: 00420 585 315 017, Fax: 00420 585 315 021, e-mail: molpir_o@molpir.cz, www.molpir.cz
MOLPIR GROUP CZ a.s., Business centrum Klamovka, Plzeňská 155/113, 150 00 Praha 5 – Košíře, Tel.: 00420 724 606 000, e-mail: jsvoboda@molpir.cz, www.molpir.cz

IČO: 25828843, DIČ: CZ25828843, ČSOB Olomouc, č. ú.: 377913723/0300, Registrace: KOS, OR Ostrava, oddíl B, vložka č. 2094

ISO 9001

NU_MONITOR LB_001_19042011



SAFETY PRECAUTIONS

This is important safety information, read all instruction before using to prevent any accident and danger and to ensure the proper purpose. Please, keep this in the user's visible area after reading.

Safety precautions are divided into „Warranty“ and „Caution“ and its meaning is as bellow:



WARNING

If you do not handle with care it may bring danger.



CAUTION

If you do not handle with care it may cause serious injury and serious damage to the product



WARNING



For safe driving, driver should not watch the monitor or operate the device.

- If the driver watch Monitor while car is in motion, it may cause an accident.



Do not drop or give a shock to the device.

- It may result in fire breakdown.



Do not plug several wires into cigar-jack

- It may bring danger of fire or disconnection.




Do not spill water, drink or any kind of liquid on the device.

- It may bring danger of breakdown, electric shock or fire.



Except the service technician, do not disassemble, repair and remodel the device.

- It may result in fire, breakdown.



Date: 19/04/2011

Page 2 / 11

Molpir s.r.o. sídlo: SNP 129, 919 04 Smolenice; prevádzka: Hrachová 30, 821 05 Bratislava, Slovenská republika, Tel.: 00421 2 4319 1219, Fax: 00421 2 4319 1220, e-mail: obchod@molpir.com, www.molpir.com, www.shop.molpir.com

IČO: 31431372, IČPD: SK 2020391560, Tatra banka Bratislava, č. ú.: 2628020575/1100, register: OS Trnava, odd: Sro, vlož.: 1045/T

MOLPIR GROUP CZ a.s., Technologická 838/14, 779 00 Olomouc, Holice, Česká republika, Tel.: 00420 585 315 017, Fax: 00420 585 315 021, e-mail: molpir_o@molpir.cz, www.molpir.cz

MOLPIR GROUP CZ a.s., Business centrum Klamovka, Plzeňská 155/113, 150 00 Praha 5 – Košíře, Tel.: 00420 724 606 000, e-mail: jsvoboda@molpir.cz, www.molpir.cz


IČO: 25828843, DIČ: CZ25828843, ČSOB Olomouc, č. ú.: 377913723/0300, Registrace: KOS, OR Ostrava, oddíl B, vložka č. 2094

ISO 9001

NU_MONITOR LB_001_19042011



Do not install the device where it may impair the performance of driving and airbag or where it may cause personal injury by sudden stop.



Unplug this product before cleaning. Use a dry-cloth and do not use liquid cleaners such as benzene or thinner.



Do not install the product near heat sources such as heaters, radiator or ventilator of vehicle.

- It may bring the transformation of discoloration of the product.



CAUTION



The device setup should be entrusted to an expert technician.

- Please refer to the connecting diagram in owner's manual, distribute wires, entrust to an expert if it is necessary.



Do not use this product when the engine is turned on.

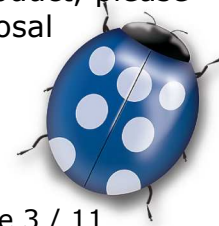
- It may result in battery drainage, can not start up the engine.



Disposal of Old Electrical & Electronic Equipment (Applicable in the European Union and other European countries with separate collection systems)

- This symbol on the product or on its packaging indicates that this product shall not be treated as household waste. Instead it shall be handed over to the applicable collection point for the recycling of electrical and electronic equipment. By ensuring this product is disposed of correctly, you will help prevent potential negative consequences for the environment and human health, which could otherwise be caused by inappropriate waste handling of this product.

The recycling of materials will help to conserve natural resources. For more detailed information about recycling of this product, please contact your local city office, your household waste disposal service or the shop where you purchased the product.



IMPORTANT NOTE:

1. This product should keep with the temperature $-20^{\circ}\text{C} \sim +80^{\circ}\text{C}$
 - Please be note that the temperature of vehicles could rise to 100°C during summer days
2. When the temperature intensely low or hight, the screen could not display or enter slowly. Since the display will enter after a couple of minutes, that is not defected.
 - The usable temperature of this product is $0^{\circ}\text{C} \sim +40^{\circ}\text{C}$.

Name and functions of each parts

Monitor



1. MINUS BUTTON
*Use this button to decrease menu item in MENU
2. PLUS BUTTON
*Use this button to increase menu item in MENU
3. SELECT BUTTON
*Use this button to select menu
4. MENU BUTTON
*Use this button to display menu.
*In case is key protection model: Press next key sequentially to use menu button, 2-2-3-3-4(plus-plus-select-select-menu)
5. FLIP SWITCH
*Use at motor action.
6. REPAIR HOLE
*Use the hole to open monitor (If monitor locking device broke down)
7. POWER ON/OFF TRIGGER MODEL)
*Monitor power on/off.
(ACC: POWER ON; GND: POWER OFF)
8. VIDEO INPUT
*Connect video input to video device
9. VIDEO OUT (OPTION)
*Connect video output to video device
10. VGA INPUT
*Connect VGA input to VGA device
11. HDMI INPUT
*Connect HDMI input to HDMI device

Date: 19/04/2011

Page 4 / 11

Molpir s.r.o. sídlo: SNP 129, 919 04 Smolenice; prevádzka: Hrachová 30, 821 05 Bratislava, Slovenská republika, Tel.: 00421 2 4319 1219, Fax: 00421 2 4319 1220, e-mail: obchod@molpir.com, www.molpir.com, www.shop.molpir.com

IČO: 31431372, IČpD: SK 2020391560, Tatra banka Bratislava, č. ú.: 2628020575/1100, register: OS Trnava, odd: Sro, vlož.: 1045/T

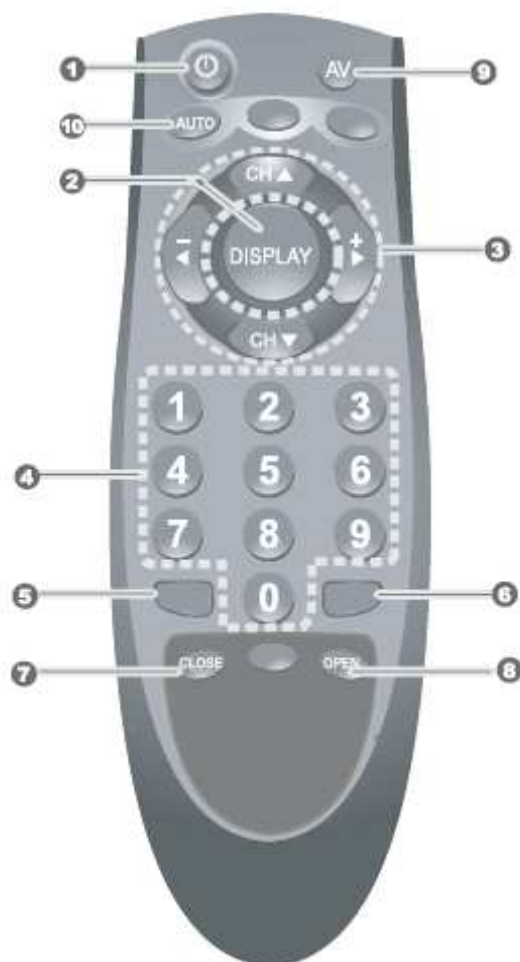
MOLPIR GROUP CZ a.s., Technologická 838/14, 779 00 Olomouc, Holic, Česká republika, Tel.: 00420 585 315 017, Fax: 00420 585 315 021, e-mail: molpir_o@molpir.cz, www.molpir.cz


MOLPIR GROUP CZ a.s., Business centrum Klamovka, Plzeňská 155/113, 150 00 Praha 5 – Košíře, Tel.: 00420 724 606 000, e-mail: jsvoboda@molpir.cz, www.molpir.cz

IČO: 25828843, DIČ: CZ25828843, ČSOB Olomouc, č. ú.: 377913723/0300, Registrace: KOS, OR Ostrava, oddíl B, vložka č. 2094

Name and functions of each parts

Remote Control



1. POWER: MANUAL POWER ON/OFF
2. DISPLAY: SELECT MENU
3.  : ARROW KEY (MENU VALUE ADJUST)
4. NUMBER KEY: DUMMY KEY
5. - : DUMMY KEY
6. DIM: ADJUST THE BRIGHTNESS
7. CLOSE: CLOSE MONITOR
8. OPEN: OPEN MONITOR
9. AV: VIDEO SWITCH (OPTION)
10. AUTO: VGA AUTO POSITION (OPTION)



Date: 19/04/2011

Page 5 / 11

Molpir s.r.o. sídlo: SNP 129, 919 04 Smolenice; prevádzka: Hrachová 30, 821 05 Bratislava, Slovenská republika, Tel.: 00421 2 4319 1219, Fax: 00421 2 4319 1220, e-mail: obchod@molpir.com, www.molpir.com, www.shop.molpir.com

IČO: 31431372, IČpD: SK 2020391560, Tatra banka Bratislava, č. ú.: 2628020575/1100, register: OS Trnava, odd: Sro, vlož.: 1045/T

MOLPIR GROUP CZ a.s., Technologická 838/14, 779 00 Olomouc, Holice, Česká republika, Tel.: 00420 585 315 017, Fax: 00420 585 315 021, e-mail: molpir_o@molpir.cz, www.molpir.cz
MOLPIR GROUP CZ a.s., Business centrum Klamovka, Plzeňská 155/113, 150 00 Praha 5 – Košíře, Tel.: 00420 724 606 000, e-mail: jsvoboda@molpir.cz, www.molpir.cz

IČO: 25828843, DIČ: CZ25828843, ČSOB Olomouc, č. ú.: 377913723/0300, Registrace: KOS, OR Ostrava, oddíl B, vložka č. 2094

ISO 9001

NU_MONITOR LB_001_19042011

Components Connecting Diagram



Motor Action Function

1 AUTOMATICALLY MOTOR ACTION

- If ACC POWER is linked in monitor OPEN state, monitor automatically CLOSE do
- Motorized model does monitor OPEN/CLOSE automatically according to POWER ON/OFF state.
- When monitor is not gotten closed by impact and so on of vehicles driving close monitor automatically afiter a moment.
- When motor does malfunction, motor operates for opposite direction automatically and prevents overload of motor.

VIDEO POWER MODEL

- If video sign gets into CHECK ON status, become POWER ON automatically
- If video sign gets into CHECK OUT status, become POWER OFF automatically



Date: 19/04/2011

Page 6 / 11

Molpir s.r.o. sídlo: SNP 129, 919 04 Smolenice; prevádzka: Hrachová 30, 821 05 Bratislava, Slovenská republika, Tel.: 00421 2 4319 1219, Fax: 00421 2 4319 1220, e-mail: obchod@molpir.com, www.molpir.com, www.shop.molpir.com

IČO: 31431372, IČpD: SK 2020391560, Tatra banka Bratislava, č. ú.: 2628020575/1100, register: OS Trnava, odd: Sro, vlož.: 1045/T

MOLPIR GROUP CZ a.s., Technologická 838/14, 779 00 Olomouc, Holice, Česká republika, Tel.: 00420 585 315 017, Fax: 00420 585 315 021, e-mail: molpir_o@molpir.cz, www.molpir.cz

MOLPIR GROUP CZ a.s., Business centrum Klamovka, Plzeňská 155/113, 150 00 Praha 5 – Košíře, Tel.: 00420 724 606 000, e-mail: jsvoboda@molpir.cz, www.molpir.cz

IČO: 25828843, DIČ: CZ25828843, ČSOB Olomouc, č. ú.: 377913723/0300, Registrace: KOS, OR Ostrava, oddíl B, vložka č. 2094

ISO 9001

NU_MONITOR LB_001_19042011

POWER TRIGER MODEL

- ⚙ If ACC is linked to POWER TRIGER, become POWER ON automatically
- ⚙ If ACC is unconnect to POWER TRIGER, become POWER OFF automatically

1 MONITOR – OPERATION

- ⚙ If ACC POWER is linked, do automatic checking about 3 seconds. (POWER LED does ON/OFF during automatic checking)



2 MONITOR – QUICKSTART

1. User connects all cables in following line. (RED: +ACC (18~35V) BLACK: GND)
2. In case is VIDEO POWER MODEL: Input video to VIDEO INPUT and do POWER ON. In case is POWER TRIGER MODEL: ACC is linked to POWER TRIGER and do POWER ON
3. If use MENU button, can use various kinds functions. In case is key protection model: Press next key sequentially use menu button. 2-2-3-3-4(plus-plus-select-select-menu)
4. In case is VIDEO POWER MODEL: User removes VIDEO INPUT, product becomes POWER OFF. In case is POWER TRIGER MODEL: ACC unconnects to POWER TRIGER, products becomes POWER OFF



Date: 19/04/2011

Page 7 / 11

Molpir s.r.o. sídlo: SNP 129, 919 04 Smolenice; prevádzka: Hrachová 30, 821 05 Bratislava, Slovenská republika, Tel.: 00421 2 4319 1219, Fax: 00421 2 4319 1220, e-mail: obchod@molpir.com, www.molpir.com, www.shop.molpir.com

IČO: 31431372, IČpD: SK 2020391560, Tatra banka Bratislava, č. ú.: 2628020575/1100, register: OS Trnava, odd: Sro, vlož.: 1045/T

MOLPIR GROUP CZ a.s., Technologická 838/14, 779 00 Olomouc, Holic, Česká republika, Tel.: 00420 585 315 017, Fax: 00420 585 315 021, e-mail: molpir_o@molpir.cz, www.molpir.cz
MOLPIR GROUP CZ a.s., Business centrum Klamovka, Plzeňská 155/113, 150 00 Praha 5 – Košíře, Tel.: 00420 724 606 000, e-mail: jsvoboda@molpir.cz, www.molpir.cz

IČO: 25828843, DIČ: CZ25828843, ČSOB Olomouc, č. ú.: 377913723/0300, Registrace: KOS, OR Ostrava, oddíl B, vložka č. 2094

ISO 9001

NU_MONITOR LB_001_19042011

3 MONITOR – LOCKING BROKE DOWN

If monitor locking device broke down, monitor does not open.

*User opens monitor, need following work.

- Remove ACC POWER



- Let in driver to REPAIR HOLE



- Driver moves utilization locking device for right side direction
- Keep the state and monitor does open
- According to model, have various kinds REPAIR HOLE



Date: 19/04/2011

Page 8 / 11

Molpir s.r.o. sídlo: SNP 129, 919 04 Smolenice; prevádzka: Hrachová 30, 821 05 Bratislava, Slovenská republika, Tel.: 00421 2 4319 1219, Fax: 00421 2 4319 1220, e-mail: obchod@molpir.com, www.molpir.com, www.shop.molpir.com

IČO: 31431372, IČpD: SK 2020391560, Tatra banka Bratislava, č. ú.: 2628020575/1100, register: OS Trnava, odd: Sro, vlož.: 1045/T

MOLPIR GROUP CZ a.s., Technologická 838/14, 779 00 Olomouc, Holice, Česká republika, Tel.: 00420 585 315 017, Fax: 00420 585 315 021, e-mail: molpir_o@molpir.cz, www.molpir.cz
MOLPIR GROUP CZ a.s., Business centrum Klamovka, Plzeňská 155/113, 150 00 Praha 5 – Košíře, Tel.: 00420 724 606 000, e-mail: jsvoboda@molpir.cz, www.molpir.cz

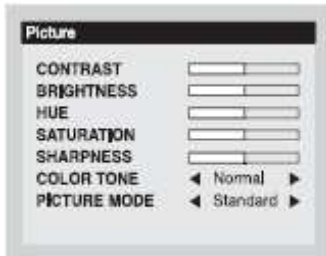
IČO: 25828843, DIČ: CZ25828843, ČSOB Olomouc, č. ú.: 377913723/0300, Registrace: KOS, OR Ostrava, oddíl B, vložka č. 2094

ISO 9001

NU_MONITOR LB_001_19042011

MONITOR FUNCTION

1 PICTURE MENU



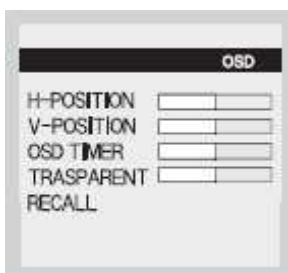
- You can see the Picture menu as you pressing:
Menu → Select in device or Menu → ↓/▲ in remote control
- Using ←/▶ → Select on device or ↓/▲ → Select in remote control move the cursor to select sub-menu, using ←, ▶ button set up the set-point.

SUB MENU

- CONTRAST : Use to adjust contrast
- BRIGHTNESS : Use to adjust brightness
- HUE : Use to adjust color
- SATURATION : Use to adjust tint
- SHARPNESS : Use to adjust the degree of definition
- COLOR TONE : Use to choose prefer color tone
- PICTURE MODE : Use to choose the displaying condition among STANDARD, MOVIE, VIVID, USER

TROUBLESHOOTING

2 OSD MENU



- You can see the OSD menu as you pressing:
Menu → Select in device or Menu → ↓/▲ in remote control
- Using ←/▶ → Select on device or ↓/▲ → Select in remote control move the cursor to select sub-menu, and using ←, ▶ button set up value of each item.

SUB MENU

- H-POSITION : Use to adjust the horizontal spot of OSD box
- V-POSITION : Use to adjust the vertical spot of OSD box
- OSD TIMER : Use to adjust the durable time of OSD box
- TRANSPARENT : Use to adjust the transparency degree of OSD box
- RECALL : Use to set picture default value



Date: 19/04/2011

Page 9 / 11

Molpir s.r.o. sídlo: SNP 129, 919 04 Smolenice; prevádzka: Hrachová 30, 821 05 Bratislava, Slovenská republika, Tel.: 00421 2 4319 1219, Fax: 00421 2 4319 1220, e-mail: obchod@molpir.com, www.molpir.com, www.shop.molpir.com

IČO: 31431372, IČP: SK 2020391560, Tatra banka Bratislava, č. ú.: 2628020575/1100, register: OS Trnava, odd: Sro, vlož.: 1045/T

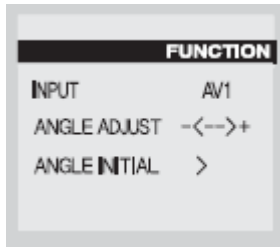
MOLPIR GROUP CZ a.s., Technologická 838/14, 779 00 Olomouc, Holice, Česká republika, Tel.: 00420 585 315 017, Fax: 00420 585 315 021, e-mail: molpir_o@molpir.cz, www.molpir.cz
MOLPIR GROUP CZ a.s., Business centrum Klamovka, Plzeňská 155/113, 150 00 Praha 5 – Košíře, Tel.: 00420 724 606 000, e-mail: jsvoboda@molpir.cz, www.molpir.cz

IČO: 25828843, DIČ: CZ25828843, ČSOB Olomouc, č. ú.: 377913723/0300, Registrace: KOS, OR Ostrava, oddíl B, vložka č. 2094

ISO 9001

NU_MONITOR LB_001_19042011

3 FUNCTION MENU



- You can see the FUNCTION menu as you pressing: Menu → Select in device or Menu → ▾/▲ in remote control
- Using ◀/▶ → Select on device or ▾/▲ → Select in remote control move the cursor to select sub-menu, and using ◀, ▶ button set up value of each item.

SUB MENU

- INPUT : Use to change video input (OPTION)
- ANGLE ADJUST : Use to adjust Monitor angle
- MINUS : Degrese Monitor angle
- PLUS : Ingrese Monitor angle
- ANGLE INITIAL : Use to Initialize Monitor angle

You can solve the simple problem with this, please check before asking for assistance.

TROUBLE	CHECK POINT
No Power	Check the Power cable is connected properly
Remote control does not work properly	Please let be away from the direct ray of light
	Make remote control same direction with the remote control sensor
	Check or change the battery of remote control
	If the remote control storages in the closed area of vehicle or under directly to the sun, the battery will be discharged
No picture + No sound	In case of the leaking of battery liquid, wipe it and change battery
	Check the Power cable is connected properly
	Check the direction of Picture/Sound connecter of AV connection cable
Picture without sound	Check the volume
	Check the MUTE function is ON/OFF
Sound without picture	Check the AV mode is selected correctly
	Check the brightness and color of monitor adjusted properly
Discored sound	Check the Power & Voltage is provided properly
	Check AV INPUT is connected correctly
No display Monitor	Check the antenna is connectes correctly
	Check if area's frequency is low, move to the area where the frequency is hight
	Adjust the lenght and the angle of antenna

Date: 19/04/2011

Page 10 / 11

Molpir s.r.o. sídlo: SNP 129, 919 04 Smolenice; prevádzka: Hrachová 30, 821 05 Bratislava, Slovenská republika, Tel.: 00421 2 4319 1219, Fax: 00421 2 4319 1220, e-mail: obchod@molpir.com, www.molpir.com, www.shop.molpir.com

IČO: 31431372, IČP: SK 2020391560, Tatra banka Bratislava, č. ú.: 2628020575/1100, register: OS Trnava, odd: Sro, vlož.: 1045/T

MOLPIR GROUP CZ a.s., Technologická 838/14, 779 00 Olomouc, Holiče, Česká republika, Tel.: 00420 585 315 017, Fax: 00420 585 315 021, e-mail: molpir_o@molpir.cz, www.molpir.cz

MOLPIR GROUP CZ a.s., Business centrum Klamovka, Plzeňská 155/113, 150 00 Praha 5 – Košíře, Tel.: 00420 724 606 000, e-mail: jsvoboda@molpir.cz, www.molpir.cz

IČO: 25828843, DIČ: CZ25828843, ČSOB Olomouc, č. ú.: 377913723/0300, Registrace: KOS, OR Ostrava, oddíl B, vložka č. 2094

ISO 9001



CAUTION

When moisture, a foreign element go into the device or happen anything unusual such as smoke, strange noise, smell, etc., please disconnect Power Cable immediately and ask repair to A/S center. If you keep on using the device with this condition, it may cause breakdown of course, can bring hazard such as fire, electric shock. Also, please do not reorganize the device because there run high voltage.

PRODUCT SPECIFICATION

Power Requirement	24V (18V ~ 35V) DC
Power Consumption	24 ~ 72 W
Video Output Level	1Vp-p, 75Ω (Composite)
Video Input Level	1Vp-p, 75Ω (Composite)
Audio Input Level	500mV / 47kΩ



Date: 19/04/2011

Page 11 / 11

Molpir s.r.o. sídlo: SNP 129, 919 04 Smolenice; prevádzka: Hrachová 30, 821 05 Bratislava, Slovenská republika, Tel.: 00421 2 4319 1219, Fax: 00421 2 4319 1220, e-mail: obchod@molpir.com, www.molpir.com, www.shop.molpir.com

IČO: 31431372, IČpD: SK 2020391560, Tatra banka Bratislava, č. ú.: 2628020575/1100, register: OS Trnava, odd: Sro, vlož.: 1045/T

MOLPIR GROUP CZ a.s., Technologická 838/14, 779 00 Olomouc, Holice, Česká republika, Tel.: 00420 585 315 017, Fax: 00420 585 315 021, e-mail: molpir_o@molpir.cz, www.molpir.cz
MOLPIR GROUP CZ a.s., Business centrum Klamovka, Plzeňská 155/113, 150 00 Praha 5 – Košíře, Tel.: 00420 724 606 000, e-mail: jsvoboda@molpir.cz, www.molpir.cz

IČO: 25828843, DIČ: CZ25828843, ČSOB Olomouc, č. ú.: 377913723/0300, Registrace: KOS, OR Ostrava, oddíl B, vložka č. 2094

ISO 9001

NU_MONITOR LB_001_19042011